

# DOCK MASTER

Model #: DM-2535U  
2.5" / 3.5" SATA Hard Drive Docking Station  
Hot Plug & Play



\*Hard Drive Not Included



www.kingwin.com

## Kingwin Dock Master 2.5" / 3.5" SATA Hard Drive Docking Station

A new concept to easily access, or transfer data to your notebook or desktop PC.

### Features:

- 2.5" / 3.5" SATA Hard Drive Docking Station
- Up to 480 Mbps Data Transfer Rate In USB 2.0
- Plug and Play
- Support Hot Swap
- Supports All 2.5" & 3.5" SATA HDD up to 1.5 TB
- Hot-Swap Capability for Rapid Multi HDDs Access & Exchange
- Compact Docking Station Design Maximizes Heat Dissipation & Exhaust
- Windows & Mac OS Compatible
- Rohs Compliant

### Specifications:


- Model: DM-2535U
- H.D.D. Support: 2.5" / 3.5" SATA Hard Disc
- Dimension: 146(W) x 115(L) x 71(H) mm
- Support OS: Windows 98SE/ME/2000/XP/Vista/7 Mac OS 10x & Above
- Interface: SATA to USB 2.0
- USB Transfer Rate: Up to 480 Mbps

### Identification of Buttons:



### Installation:

1. Insert 2.5" or 3.5" SATA H.D.D. from top




2. Connect Power Adapter to Dock Master



3. Connect USB to Dock Master



4. Attach the other end to your notebook or desktop PC



5. Power On




### Un-Install:

1. Power Off



2. Unplug 2.5" or 3.5" SATA H.D.D. from top



**Warning!**  
Please handle with care. Kingwin is not responsible for any software, hardware, or data lost within the hard drive.



# DOCK MASTER

Model #: DM-2535U  
2.5" / 3.5" SATA Hard Drive Docking Station

KWI Technology Inc. - U.S.A. (Headquarters)  
4020 Valley Blvd, Unit 100  
Walnut, CA 91789  
TEL: 1-909-598-2888  
FAX: 1-909-348-1133  
E-MAIL: info@kingwin.com  
WWW: http://www.kingwin.com